
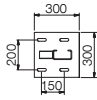
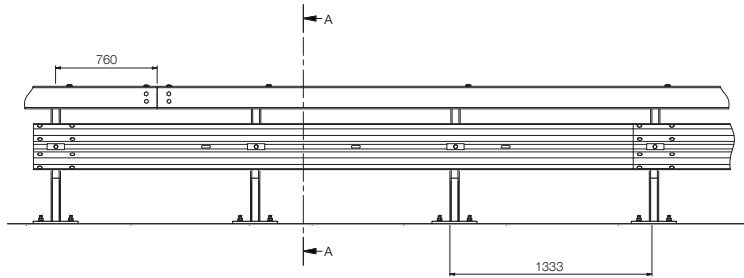
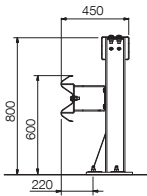


# Super-Rail Eco Bw

H2 · W4 · A



CE



## TECHNICAL SPECIFICATIONS

|   |                 |
|---|-----------------|
| Normalised working width (m)            | <b>1.30</b>     |
| Class of normalised working width       | <b>W4</b>       |
| Normalised dynamic deflection (m)       | <b>0.90</b>     |
| Construction width (m)                  | <b>0.45</b>     |
| Construction height (m)                 | <b>0.80</b>     |
| Distance between posts (m)              | <b>1.33</b>     |
| Tested system foundation / installation | <b>anchored</b> |
| Test length (m)                         | <b>60.0</b>     |